

# Lexium MDrive®

## LMD•P42 Pulse /direction input

### Product overview

Robust Lexium MDrive® Pulse/Direction products integrate 1.8° 2-phase stepper motors with on-board control electronics and hMT closed loop performance. Products have 4 modes of operation: pulse/direction input, variable speed control, constant velocity drive, and variable torque control.

With an RS-422/485 serial interface, settings can be downloaded and stored in nonvolatile memory. Commissioning, parameterization and monitoring is done via the user-friendly software provided.

Products may include an encoder, which is internal to the unit so no extra space is required. Encoders perform stall detection, position maintenance and find index mark, in addition to monitoring motor shaft position for real time closed loop feedback.

### Application areas

Especially well suited for industrial applications, products include an IP65 rated version with circular M12 connectors.

Lexium MDrive products can reduce machine complexity, size and cost in many stepper and servo motor applications. Their high degree of integration can increase system reliability by reducing the number of individual components, eliminating multiple potential failure points.



LMD•P42 Lexium MDrive Pulse/direction input products: integrated NEMA17 motor and controls, IP65 & IP20-rated

### General features

Robust integrated microstepping drive and NEMA17 1.8° 2-phase stepper motor	
Advanced current control for exceptional performance and smoothness	
RS-422/485 serial interface with 4 operating modes: pulse/direction, speed, torque and velocity control	
+12 to +48 VDC single supply	
20 microstep resolutions up to 51,200 steps per rev including: Degrees, Metric, Arc Minutes	
Protection	Temperature warning
	IP20, IP65 ratings
Hardware I/O	Sourcing or sinking
	1 analog input, 2 signal inputs, 1 attention output, 6 encoder outputs
Encoder	1000 lines / 4000 edges per rev
	internal magnetic
0 to 2.56 MHz step clock rate selectable in 0.59 Hz increments	
Graphical user interface provided for quick and easy parameter setup	
4 year conditional warranty	

# Lexium MDrive

## LMD•P42 Pulse/direction input

### Specifications

Communication	Protocol type		RS-422/485	
Input power	Voltage	VDC	+12...+48	
	Current maximum (1)	Amp	2.0	
Motor	Frame size	NEMA	17	
		inches	1.7	
		mm	42	
	Performance level		standard torque	
	Holding torque	oz-in		44... 88
N-cm			31... 62	
Thermal	Operating temp non-condensing	Heat sink maximum	85°C	
		Motor maximum	100°C	
		Length	stack sizes	1, 2 & 3
Protection	Type	Temperature warning	0...84°C, user selectable	
		IP rating	IP20, IP65	
		Earth grounding	via product chassis ground lug	
Motion	Microstep resolution	Number of settings	20	
		Steps per revolution	200, 400, 800, 1000, 1600, 2000, 3200, 5000, 6400, 10000, 12800, 20000, 25000, 25600, 40000, 50000, 51200, 36000 (0.01 deg/μstep), 21600 (1 arc minute/μstep), 25400 (0.001mm/μstep)	
	Encoder	Line count		1000 lines / 4000 edges per rev
		Style		internal, magnetic
		Outputs		6 TTL level compatible
	Operating modes	Open loop configuration		pulse/direction input, speed control, velocity mode
		Closed loop configuration (2)		pulse/direction input, speed control, velocity mode, variable torque mode
	Digital filter range			50 nS ... 12.9 μS (10 MHz ... 38.8 kHz)
	Clock types (step mode)			step/direction, quadrature, step up/step down, clockwise/counterclockwise
	Step frequency	Maximum		2.56 MHz
Minimum pulse width			100 ns	

(1) Actual power supply current will depend on voltage and load.

(2) Only with closed loop products.

### Setup parameters

Operating modes	Basic	Pulse/direction	microstep resolution, run current, hold current, hold delay, clock mode, motion, enable active, input filters
	Advanced	Speed control	acceleration, deceleration, velocity, flags
		Torque mode (3)	set torque speed, % maintained motor torque, torque current, filtering
		Velocity control	acceleration, deceleration, velocity, slew, flags
Device parameters	Analog input settings		select range and resolution
	Communication bus settings		set baud rate, enable/disable parity mode and features, check sum
	I/O settings		clock and filter settings, attention output with selectable pre-programmed fields
	Motion settings		select motion, analog and velocity settings as available by operating mode
	hMT settings (3)		hMT setup/status; hMT operation
Device ID			device information, restore settings

(3) Only with closed loop products.

An optional Communication Converter is recommended to facilitate prototyping.



See User Manual for complete details: [motion.schneider-electric.com/manuals](https://motion.schneider-electric.com/manuals)

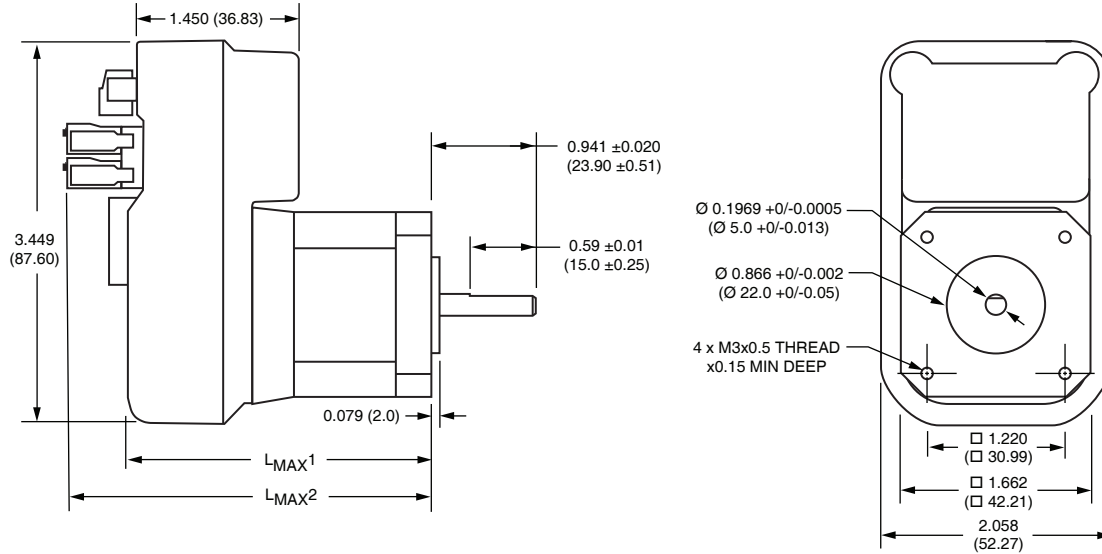
# Lexium MDrive

## LMD•P42 Pulse/direction input

### Dimensions

#### LMD•42 NEMA17 motor, IP20-rated

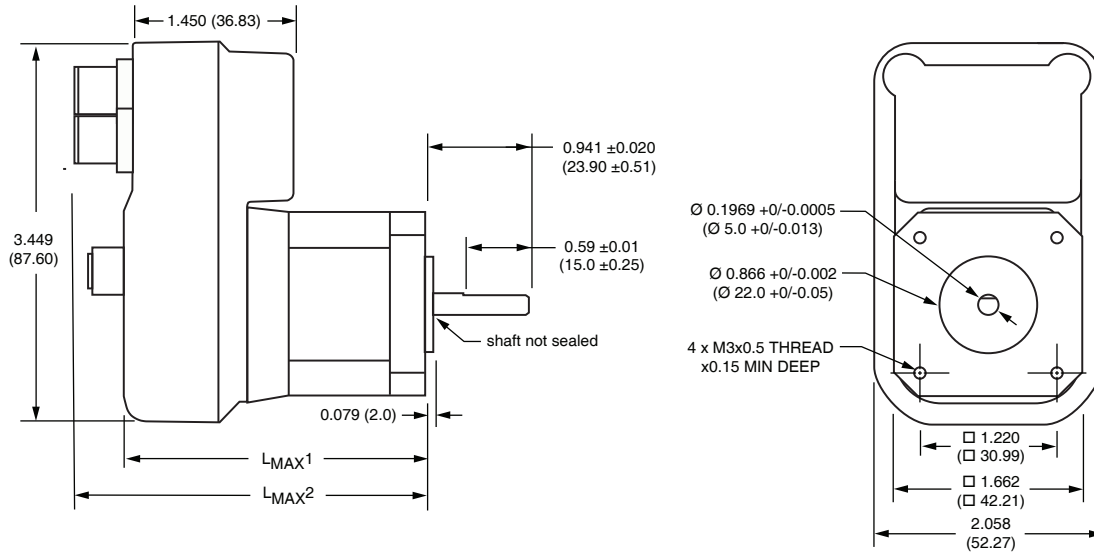
inches (mm)



Motor stack length	L <sub>max1</sub>	L <sub>max2</sub>
Single	2.48 (63.0)	3.22 (81.8)
Double	2.71 (69.0)	3.46 (88.0)
Triple	3.04 (77.3)	3.78 (96.0)

#### LMD•42•C NEMA17 motor, IP65-rated

inches (mm)

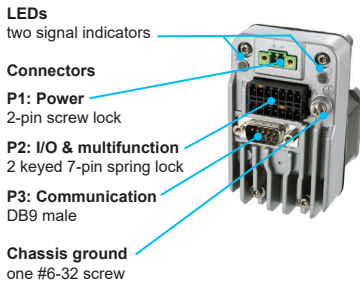


Motor stack length	L <sub>max1</sub>	L <sub>max2</sub>
Single	2.78 (70.7)	3.39 (86.0)
Double	2.98 (75.7)	3.58 (91.0)
Triple	3.33 (84.7)	3.94 (100.0)


# Lexium MDrive

## LMD•P42 Pulse/direction input

IP20-rated products



IP65-rated products



### Part numbers

example part number	L	M	D	C	P	4	2	1	C
Product	L	M	D	C	P	4	2	1	C
LMD = Lexium MDrive with standard hybrid stepper motor									
Control type	L	M	D	C	P	4	2	1	C
C = Closed loop / with hMT and encoder (1) O = Open loop / no hMT or encoder									
Communication type	L	M	D	C	P	4	2	1	C
P = Pulse/Direction via RS-422/485 serial interface									
Flange size	L	M	D	C	P	4	2	1	C
42 = NEMA 17 1.7" / 42mm									
Motor length	L	M	D	C	P	4	2	1	C
1 = single stack 2 = double stack 3 = triple stack									
Variation — omit from part number if unwanted	L	M	D	C	P	4	2	1	C
C = M12 circular connectors and IP65 rating									

(1) Closed loop control delivers encoder feedback and hMT enhanced motor performance.

### Accessories

description	length feet (m)	part number
<b>Communication Converter (IP20)</b>		
USB-pluggable converter to set/program communication parameters in 32- or 64-bit		
Mates to DB9 connector	6.0 (1.8)	MD-CC404-000
Mates to M12 5-pin female connector	6.0 (1.8)	MD-CC405-000
<b>Straight Configuration Cordsets (IP65)</b>		
Shielded cables pre-wired with straight M12 mating connectors		
Communication cordset mates to 5-pin female connector	10.0 (3.0)	MD-CS600-000
Power cordset mates to 4-pin male connector	10.0 (3.0)	MD-CS620-000
I/O cordset mates to 12-pin female connector	10.0 (3.0)	MD-CS630-000
<b>Right Angle Configuration Cordsets (IP65)</b>		
Shielded cables pre-wired with straight M12 mating connectors		
Power cordset mates to 4-pin male connector	10.0 (3.0)	MD-CS621-000
<b>Replacement Mating Connector Kit (IP20)</b>		
Kits for pluggable products		
Includes one 2-pin power mate, and one set (2 pieces) 7-pin multifunction mates	—	CK-15
<b>Cable Accessory Kit (IP65)</b>		
Kits for M12 products		
Includes two M12 screw plugs and one sealing cap	—	CK-16

# Lexium MDrive

## LMD•P42 Pulse/direction input

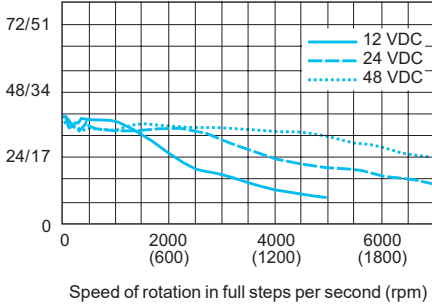
### Motor performance

LMD•42 NEMA 17 motor specifications	Motor	Stack length	Single	Double	Triple
	Holding torque	oz-in		44	58
N-cm			31	41	62
Detent torque	oz-in		1.7	2.1	3.5
	N-cm		1.2	1.5	2.5
Rotor inertia	oz-in-sec <sup>2</sup>		0.0005	0.0008	0.0012
	kg-cm <sup>2</sup>		0.038	0.057	0.082
Radial load limit, center of shaft	lbs		8.5	8.5	8.5
	kg		3.8	3.8	3.8
Axial load limit @ 1500rpm (5000 full steps/sec)	lbs		10	10	10
	kg		4.5	4.5	4.5
Weight (motor+driver)	oz		13.6	16.0	18.4
	g		385	454	522

### LMD•42 NEMA 17 speed torque (1)

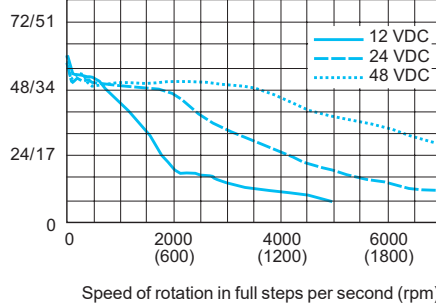
Single stack length

Torque in  
Oz-In / N-cm



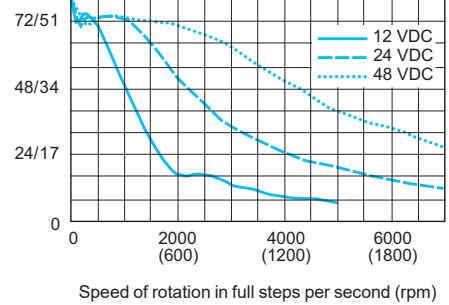
Double stack length

Torque in  
Oz-In / N-cm



Triple stack length

Torque in  
Oz-In / N-cm



(1) Test conditions: 100% current with damper simulating load.

Schneider Electric Motion USA  
370 North Main Street  
Marlborough, CT 06447  
Phone: (860) 295-6102  
Fax: (860) 295-6107  
motion.schneider-electric.com  
Publication: SEM-DS-LMDP-42R:B

Schneider Electric Motion

