

MDrive® Plus

MDI•17 CANopen

Product overview

MDrive® Plus CANopen products integrate 1.8° 2-phase stepper motor, motion controller, drive electronics and optional encoder. Products support CiA DS301 and DSP402 Device Profile for Drives and Motion Control.

Firmware is provided for setup and testing MDrivePlus CANopen products. CANopen Tester software and communication dongle (MD-CC500-000) are also available.

Application areas

MDrivePlus products deliver reliable performance for new and existing motion control applications. Satisfying the requirements for a wide range of machine builders.

Simplify your machine design and reduce cabinet size by replacing multiple components with a single compact integrated motor. Fewer individual

system components eliminates multiple potential failure points, and lowers risk of electrical noise by eliminating cabling between motor and drive.

These compact, powerful and cost effective motion control solutions deliver exceptional smoothness and performance that can reduce system cost, design and assembly time for a large range of 2-phase stepper motor applications.



MDrivePlus MDI•17 CANopen products: integrated NEMA17 motor and controls, IP65 & IP20-rated

General features

Compact integrated microstepping drive, motion controller and NEMA17 1.8° 2-phase stepper motor	
Advanced current control for exceptional performance and smoothness	
+12 up to +48 VDC single supply	
20 microstep resolutions up to 51,200 steps per rev including: Degrees, Metric, Arc Minutes	
Auxiliary logic power supply input	
0 to 5 MHz step clock rate selectable in 0.59 Hz increments	
Up to 8 I/O lines	
One 10 bit selectable analog input	
Communication	CANopen
Protection	IP20, IP65 ratings
Programmable	Motor run/hold current
Available options	Motor stack lengths
	Long life linear actuators (1)
	Connector options
	Encoders
	Rear control knob for manual positioning
Graphical user interface provided for quick and easy configuration and programming via optional MD-CC500-000 comm converter	

(1) Refer to MDrive Linear Actuator documentation.

MDrive Plus

MDI•17 CANopen

Specifications

Communication	Type	CANopen CiA DS301 (V3.0), DSP402 (V2.0), 2.0B active		
	Baud rate	Configurable 5 KB to 1 Mb		
	ID	11 and/or 29 bit		
	Isolation	Galvanic		
	Features	Node guarding, heartbeat, SDOs, PDOs (variable mapping)		
Input power	Voltage	VDC	+12...+48	
	Current maximum (1)	Amp	2.0	
Motor	Frame size	NEMA	17	
		inches	1.7	
		mm	42	
	Holding torque	oz-in	32...75	
		N-cm	23 ... 53	
Length	stack sizes	1, 2 & 3		
Thermal	Operating temp non-condensing	Heat sink maximum	85°C	
		Motor maximum	100°C	
Protection	Type	IP rating	IP20, IP65	
		I/O warnings	Over temp, short circuit, transient, over voltage, inductive clamp	
Auxiliary logic input	Voltage range	+12 to +24 VDC When input voltage is removed, maintains power only to control and feedback circuits.		
Analog input	Resolution	10 bit		
	Voltage range	0 to +5 VDC, 0 to +10 VDC, 0-20 mA, 4-20 mA		
General purpose I/O	Output sinking current	Up to 600 mA		
	Plus products	Number	4	
		Type	Sourcing or sinking inputs, or sinking outputs	
		Logic range	Inputs and outputs tolerant to +24 VDC, inputs TTL level compatible	
	Plus ² products	Number	8 or 4 (2)	
		Type	Sourcing or sinking outputs/inputs	
Logic range		Sourcing outputs +12 to +24 VDC, inputs and sinking outputs tolerant to +24 VDC, inputs TTL level compatible		
Motion	Open loop configuration	Number of settings	20	
		Steps per revolution	200, 400, 800, 1000, 1600, 2000, 3200, 5000, 6400, 10000, 12800, 20000, 25000, 25600, 40000, 50000, 51200, 36000 (0.01 deg/μstep), 21600 (1 arc minute/μstep), 25400 (0.001mm/μstep)	
	Counters	Type	Position, encoder / 32 bit	
		Edge rate maximum	5 MHz	
	Velocity	Range	+/- 5,000,000 steps per second	
		Resolution	0.5961 steps per second	
	Accel/Decel	Range	1.5 to 10 ⁹ steps per second ²	
		Resolution	90.9 steps per second ²	
	Expanded motion Plus ² products only	Electronic gearing external clock in (3)	Range	0.001 to 2.000
			Resolution	32 bit
Threshold			TTL	
High speed I/O		Position capture	Input filter range 50 nS to 12.9 μS (10 MHz to 38.8 kHz)	
			Resolution	32 bit
		Trip output	Speed	150 nS
		Resolution	32 bit	
		Threshold	TTL	
Software	Setup parameters	Storable to nonvolatile memory		
	Transmit PDOs	3 dynamically mappable		
	Receive PDOs	3 dynamically mappable		
	Manufacturer specific objects	I/O configuration, run/hold current		
	Modes of operation	Profile position, homing mode, profile velocity		
	Input functions	General purpose, homing mode profiles		
	Output functions	General purpose		

(1) Actual power supply current will depend on voltage and load.

(2) I/O is reduced from 8 to 4 for products with remote encoder option.

(3) Adjusting the microstep resolution can increase the range.

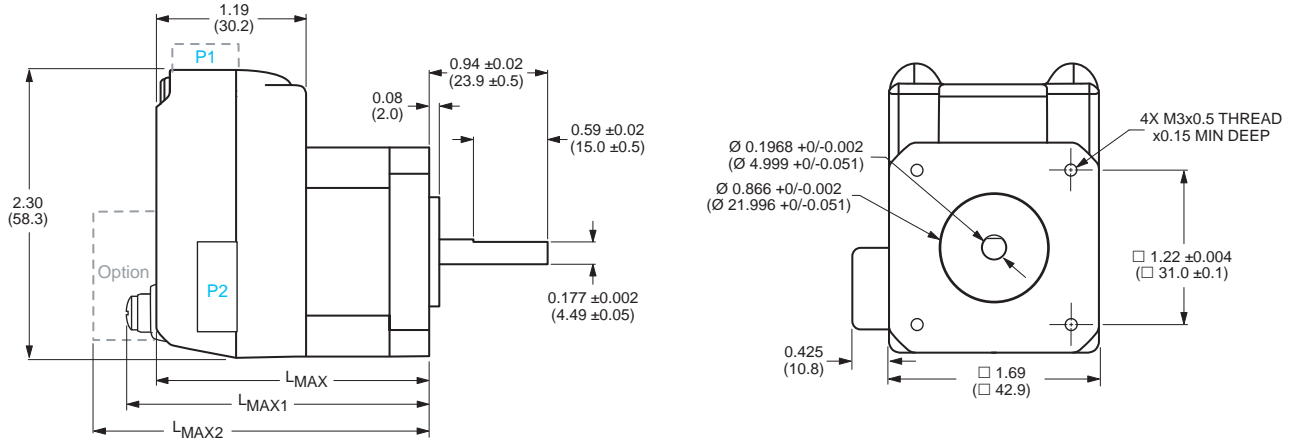
MDrive Plus

MDI•17 CANopen

Dimensions

MDI•17 CANopen NEMA17 motor, IP20-rated

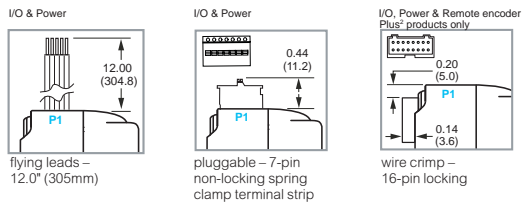
inches (mm)



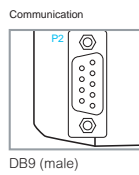
Motor stack length	Lmax	Lmax1 (1)	Lmax2
Single	2.20 (55.9)	2.45 (62.25)	2.79 (70.9)
Double	2.43 (61.7)	2.68 (68.05)	3.02 (76.7)
Triple	2.77 (70.4)	3.02 (76.75)	3.37 (85.6)

(1) Grounding screw is not present on all products.

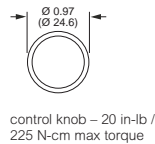
P1 connector options



P2 connector

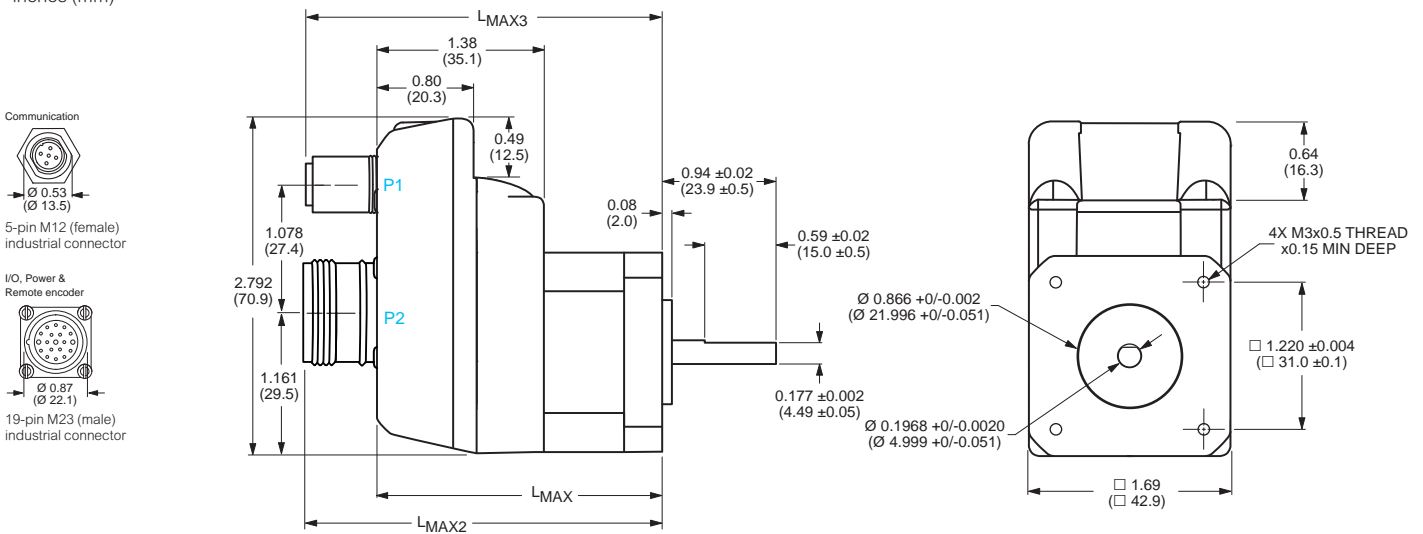


Lmax2 option



MDI•17 CANopen NEMA17 motor, IP65-rated

inches (mm)

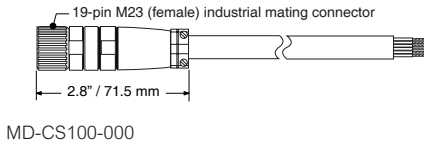
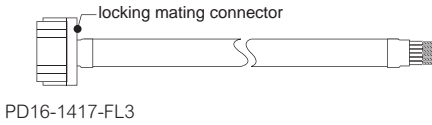
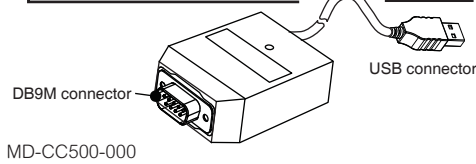
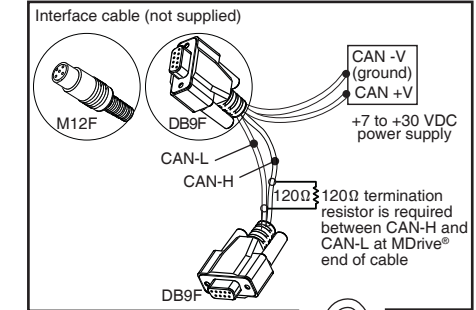


Motor stack length	Lmax	Lmax2	Lmax3
Single	2.48 (62.71)	3.15 (79.72)	3.08 (77.95)
Double	2.71 (68.55)	3.38 (85.57)	3.31 (83.79)
Triple	3.05 (77.18)	3.72 (94.20)	3.65 (92.42)

MDrive Plus

MDI•17 CANopen

Accessories



description	length feet (m)	part number
-------------	-----------------	-------------

Communication converter

Electrically isolated, in-line converter pre-wired with mating connector to conveniently set/program communication parameters for a single MDrive Plus via a PC's USB port.

Interface cable for all CANopen products. Requires mating connector adapter for DB9 or M12 industrial connector. Requires power supply, not supplied.	12.0 (3.6)	MD-CC500-000
---	------------	--------------

Prototype development cable

Speed test/development with pre-wired mating connector with other cable end open.

Mates to 16-pin locking wire crimp connector for I/O, power and remote encoder option	10.0 (3.0)	PD16-1417-FL3
Mates to 19-pin male M23 industrial connector with straight termination for I/O, power and remote encoder option	13.0 (4.0)	MD-CS100-000
Mates to 19-pin male M23 industrial connector with right angle termination for I/O, power and remote encoder option	13.0 (4.0)	MD-CS101-000

Mating connector kits

Connectors for assembly of cables, cable material not supplied. Sold in lots of 5. Manufacturer's crimp tool recommended for crimp connectors.

16-pin locking wire crimp connector for I/O, power and remote encoder option	—	CK-10
--	---	-------

Drive protection module

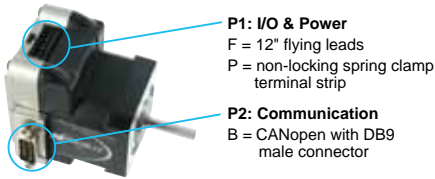
Limits surge current and voltage to a safe level when DC input power is switched on-and-off to an MDrive Plus.

For all MDrive17 CANopen products	—	DPM75
-----------------------------------	---	-------

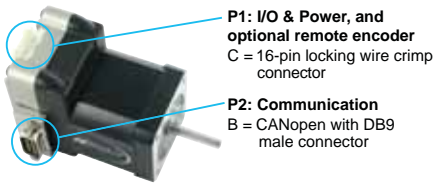
MDrive Plus

MDI•17 CANOpen

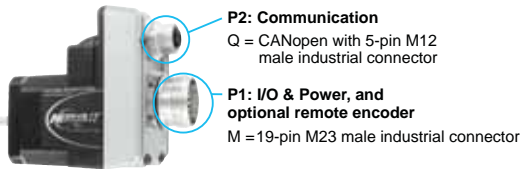
MDrive® 17 Plus IP20



MDrive® 17 Plus² IP20



MDrive® 17 Plus² IP65 with industrial connectors



Part numbers

IP20-rated products

example part number	M D I 1 F C B 1 7 A 4 -N
MDrivePlus version MDI = Intelligent — CANOpen	M D I 1 F C B 1 7 A 4 -N
Input 1 = Plus version with standard features 3 = Plus ² version with expanded features	M D I 1 F C B 1 7 A 4 -N
P1 connector F = flying leads P = pluggable C = wire crimp (1)	M D I 1 F C B 1 7 A 4 -N
Communication type C = CANOpen	M D I 1 F C B 1 7 A 4 -N
P2 connector B = DB9	M D I 1 F C B 1 7 A 4 -N
Motor size 17 = NEMA 17 1.7" / 42mm	M D I 1 F C B 1 7 A 4 -N
Motor length A = single stack B = double stack C = triple stack	M D I 1 F C B 1 7 A 4 -N
Drive voltage 4 = +12 to +48 VDC	M D I 1 F C B 1 7 A 4 -N
Options — omit from part number if unwanted -N = rear control knob for manual positioning -EQ = internal 512-line magnetic encoder w/ index mark -EE (1) = remote differential encoder interface; encoder not supplied	M D I 1 F C B 1 7 A 4 -N

(1) Only available with Plus² products.

IP65-rated products

example part number	M D I 4 M C Q 1 7 A 4 -EQ
MDrivePlus version MDI = Intelligent — CANOpen	M D I 4 M C Q 1 7 A 4 -EQ
Input 4 = Plus ² version with expanded features	M D I 4 M C Q 1 7 A 4 -EQ
P1 connector M = M23 industrial connectors	M D I 4 M C Q 1 7 A 4 -EQ
Communication type C = CANOpen	M D I 4 M C Q 1 7 A 4 -EQ
P2 connector Q = M12 industrial connector	M D I 4 M C Q 1 7 A 4 -EQ
Motor size 17 = NEMA 17 1.7" / 42mm	M D I 4 M C Q 1 7 A 4 -EQ
Motor length A = single stack B = double stack C = triple stack	M D I 4 M C Q 1 7 A 4 -EQ
Drive voltage 4 = +12 to +48 VDC	M D I 4 M C Q 1 7 A 4 -EQ
Options — omit from part number if unwanted -EQ = internal 512-line magnetic encoder w/ index mark -EE = remote differential encoder interface; encoder not supplied	M D I 4 M C Q 1 7 A 4 -EQ

MDrive Plus

MDI•17 CANopen

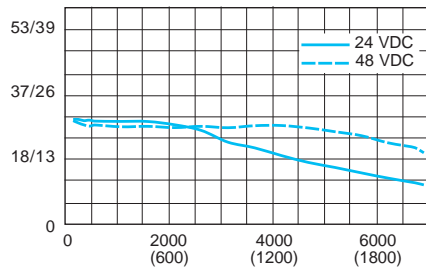
Motor performance

MD•17 NEMA 17 motor specifications	Motor	Stack length	Single	Double	Triple
			oz-in	32	60
Holding torque		N-cm	23	42	53
		oz-in	1.7	2.1	3.5
Detent torque		N-cm	1.2	1.5	2.5
		oz-in-sec ²	0.0005	0.0008	0.0012
Rotor inertia		kg-cm ²	0.038	0.057	0.082
		oz	10.4	12.0	15.2
Weight (motor+driver)		g	295	340	431

MD•17 NEMA 17 speed torque (1)

Single stack length

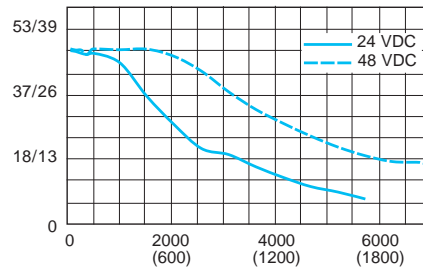
Torque in
Oz-In / N-cm



Speed of rotation in full steps per second (rpm)

Double stack length

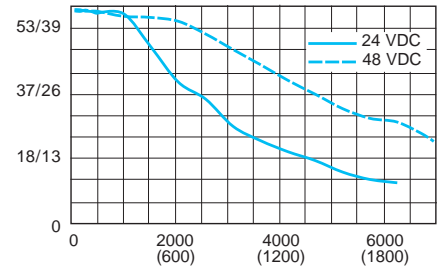
Torque in
Oz-In / N-cm



Speed of rotation in full steps per second (rpm)

Triple stack length

Torque in
Oz-In / N-cm



Speed of rotation in full steps per second (rpm)

(1) Test conditions: 100% current with damper simulating load.