

Lexium MDrive®

LMD•A85 CANopen

Product overview

Robust Lexium MDrive® CANopen products integrate 1.8° 2-phase stepper motors with I/O, motion controller, drive electronics, and encoder delivering hMT closed loop performance.

hMT closed loop performance is available in products with either a multi-turn absolute encoder or incremental magnetic encoder. Closed loop performance maintains functional motor control to prevent loss of synchronization, offers variable current control, torque control, and use of the motor's full torque range without derating.

Multi-turn absolute encoders may benefit users by detecting and storing position information, even when powered down. This can eliminate homing routines and reduce setup time at system startup.

CANopen products support CiA 301 and 402 Device Profile for Drives and Motion Control. Direct configuration via either an included GUI or Layer Setting Services (LSS) simplifies interface to CANopen networks.

Application areas

Especially well suited for industrial applications, products include an IP65 rated version with circular M12 connectors.

Lexium MDrive products can reduce machine complexity, size and cost in many stepper and servo motor applications. Their high degree of integration can increase system reliability by reducing the number of individual components, eliminating multiple potential failure points.



LMD•A85 Lexium MDrive CANopen products: integrated NEMA34 motor and controls, IP65 & IP20-rated

Features overview

General	NEMA34 1.8° 2-phase stepper motor integrated with robust control electronics, including programmable motion controller Advanced current control for exceptional performance and smoothness
Input power	+12 to +70 VDC single supply
Communication	CANopen CAN Bus 2.0b Active CiA 301 CANopen application layer and communication profile CiA 402 CANopen device profile for drives and motion control Graphical user interface provided for quick and easy commissioning
Encoder options	Multi-turn absolute or incremental magnetic
Motion	20 microstep resolutions up to 51,200 steps per rev including: Degrees, Metric, Arc Minutes 336 user program labels / 11,120 bytes flash memory 0 to 2.56 MHz step clock rate selectable in 0.59 Hz increments
I/O, sourcing or sinking	+5 to +24 VDC signal inputs 12-bit analog input (1) 100mA power outputs 5.5mA high-speed signal output
Protection	Temperature warning IP20, IP65 ratings
Warranty	4 year, conditional

(1) Not available on products with multi-turn absolute encoder.

Lexium MDrive

LMD•A85 CANopen

Specifications

Communication	Protocol type		CANopen CiA 301, CiA 402, CAN bus 2.0B active	
	Baud rate		10... 1000 kbps	
	ID		11 and/or 29 bit	
	Isolation		galvanic	
	Features		node guarding, heartbeat, SDOs, PDOs (variable mapping)	
Input power	Voltage	VDC	+12...+70	
	Current maximum (1)	Amp	4.0	
Motor	Frame size	NEMA	34	
		inches	3.4	
		mm	85	
	Performance level		standard torque or premium high torque	
	Holding torque	oz-in	336...920	
N-cm		237...650		
Length	stack sizes		1, 2 & 3	
	Operating temp non-condensing	Heat sink maximum	85°C	
Motor maximum		100°C		
Protection	Type	Temperature warning	0...84°C, user selectable	
		IP rating	IP20, IP65	
		Earth grounding	via product chassis ground lug	
I/O sourcing or sinking	One analog input (2)	Resolution	12 bit	
		Voltage range	0... +5 VDC, 0... +10 VDC, 0... 20 mA, 4... 20 mA	
	Four signal inputs	Voltage range	+5...+24 VDC, TTL level compatible	
		Protection	over temp, short circuit, transient, over voltage, inductive clamp	
	Two power outputs (3)	Current rating	-100...+100 mA	
		Voltage range	-24...+24 VDC	
	One high-speed signal output	Current open collector/emitter	5.5 mA	
		Voltage open collector	+60 VDC	
		Voltage open emitter	+7 VDC	
Aux. logic input	Voltage range (4)		+12...+24 VDC	
Encoder options	Multi-turn absolute	Position update / retention	30 days on internal power; 5 years with optional battery pack	
	Incremental magnetic	Line count	1000 lines / 4000 edges per rev	
Motion	Microstep resolution	Number of settings	20	
		Steps per revolution	200, 400, 800, 1000, 1600, 2000, 3200, 5000, 6400, 10000, 12800, 20000, 25000, 25600, 40000, 50000, 51200, 36000 (0.01 deg/μstep), 21600 (1 arc minute/μstep), 25400 (0.001mm/μstep)	
	Counters	Type	position, encoder / 32 bit	
		Edge rate maximum	5 MHz	
	Velocity	Range	+/- 2,560,000	
		Resolution	0.5961 steps per second	
	Accel/Decel	Range	1.1 x 10 ⁹ steps per second ²	
		Resolution	90.9 steps per second ²	
	Software	Setup parameters		storable to nonvolatile memory
		Transmit PDOs		4 dynamically mappable
Receive PDOs		4 dynamically mappable		
Manufacturer specific objects		I/O configuration, run/hold current		
Modes of operation (5)		profile position, homing mode, profile velocity, profile torque, cyclic synch position		
Input functions		general purpose, homing mode profiles		
Output functions		general purpose		

(1) Actual power supply current will depend on voltage and load.

(2) Not available on products with multi-turn absolute encoder.

(3) Products with multi-turn absolute encoder have one power output.

(4) When input voltage is removed, maintains power only to control and feedback circuits.

(5) Profile torque is only available on products with an encoder.

An optional Communication Converter is recommended to facilitate prototyping.



See User Manual for complete details: motion.schneider-electric.com/manuals

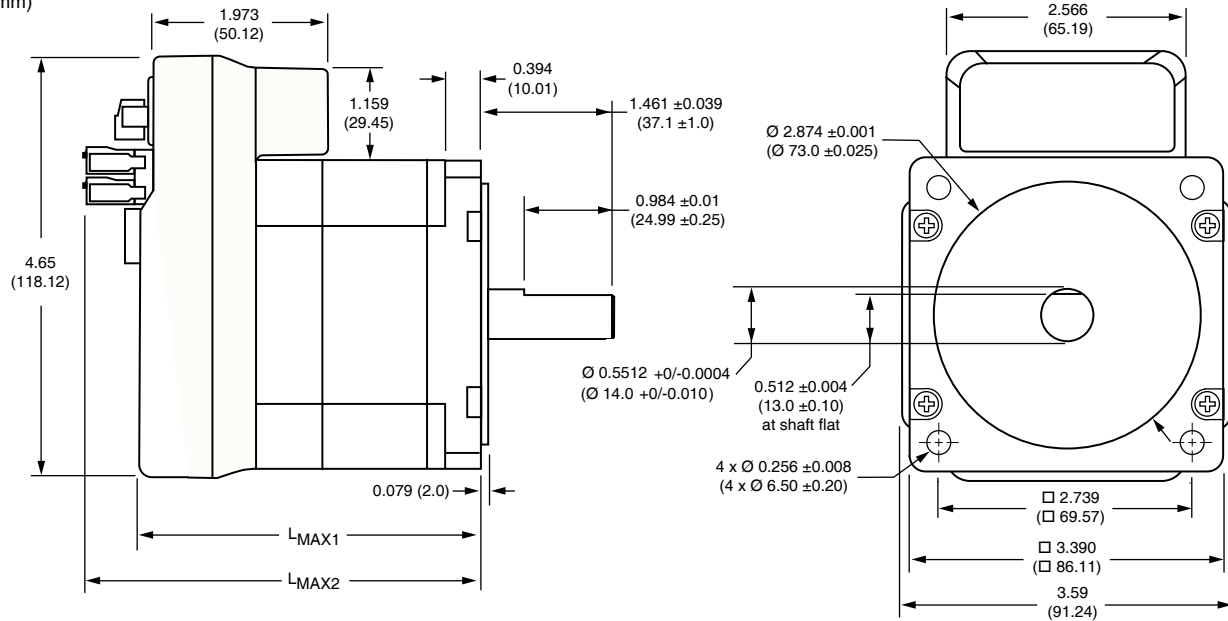
Lexium MDrive

LMD•A85 CANopen

Dimensions

LMD•85 NEMA34 motor, IP20-rated

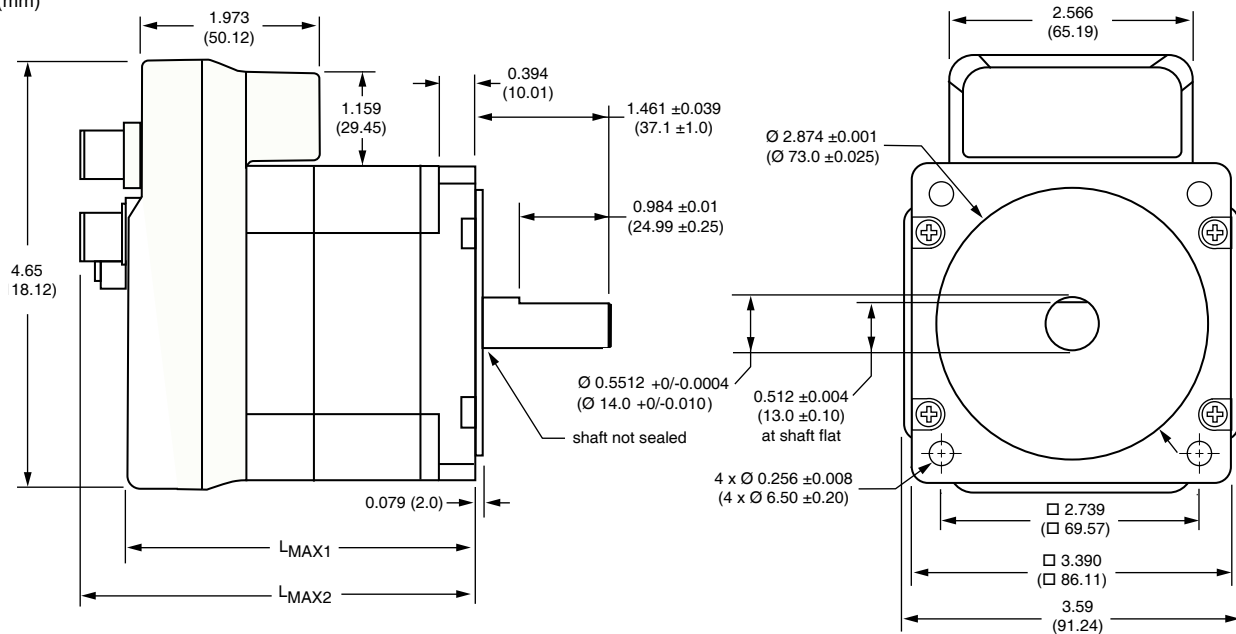
inches (mm)



Motor stack length	L _{max1}	L _{max2}
Single	3.79 (96.2)	4.55 (115.7)
Double	4.33 (110.0)	5.07 (128.8)
Triple	5.90 (149.9)	6.65 (168.9)

LMD•85•C NEMA34 motor, IP65-rated

inches (mm)



Motor stack length	L _{max1}	L _{max2}
Single	4.04 (102.7)	4.65 (118.2)
Double	4.57 (116.2)	5.18 (131.7)
Triple	6.14 (156.1)	6.75 (171.5)

Lexium MDrive

LMD•A85 CANopen

IP20-rated products

LEDs

two signal indicators

Chassis ground

one #6-32 screw

Connectors

P1: Power


2-pin screw lock

P2: I/O & multifunction

2 keyed 7-pin spring lock

P3: Communication

DB9 male



IP65-rated products

LEDs

two signal indicators

Chassis ground

one #6-32 screw

Connectors

P1: Power


M12 4-pin male

P3: Communication

M12 5-pin male

P2: I/O & multifunction

M12 12-pin male



MD-CC501-000



MD-CC502-000



PLG-M12TP

MD-CS660-000



MD-CS650-000



MD-CS620-000



MD-CS630-000



ICP0531

Part numbers

example part number	L M D C A 8 5 1 C
Product	L M D C A 8 5 1 C
LMD = Lexium MDrive with standard hybrid stepper motor	
LMH = Lexium MDrive with high torque stepper motor (1)	
Control type	L M D C A 8 5 1 C
C = Closed loop / with hMT and incremental magnetic encoder (2)	
A = Closed loop / with hMT and multi-turn absolute encoder (2)	
O = Open loop / no hMT or encoder	
Communication type	L M D C A 8 5 1 C
A = CANopen interface	
Flange size	L M D C A 8 5 1 C
85 = NEMA 34 3.4" / 85mm	
Motor length	L M D C A 8 5 1 C
1 = single stack	
2 = double stack	
3 = triple stack	
Variation — omit from part number if unwanted	L M D C A 8 5 1 C
C = M12 circular connectors and IP65 rating	

(1) Contact the factory for product details.

(2) Closed loop control delivers encoder feedback and hMT enhanced motor performance.

Accessories

description	length feet (m)	part number
Communication converter USB-pluggable CANopen converter to set/program communication parameters in 32- or 64-bit. Includes: CAN dongle, terminating resistor, and pre-wired mating cables		
Mates to DB9 connector	6.0 (1.8)	MD-CC501-000
Mates to M12 5-pin female connector	6.0 (1.8)	MD-CC502-000
Daisy chaining IP65 products Connect multiple CAN units together in sequence with Y cable. Termination plug, sold separately, is required at end of run		
Y cable mates to M12 communication connector	0.3 (1.0)	MD-CS660-000
M12 bus termination (resistor) plug	—	PLG-M12TP
IP65 cordsets Shielded cables pre-wired with straight M12 mating connectors		
Communication cordset mates to 5-pin male connector	10.0 (3.0)	MD-CS650-000
Power cordset mates to 4-pin male connector	10.0 (3.0)	MD-CS620-000
I/O cordset mates to 12-pin male connector	10.0 (3.0)	MD-CS630-000
Back-up battery pack for Absolute Encoder models Extend stored position data up to 5-years for 1 to 6 LMDs with absolute encoder		
Battery pack, DIN-rail mount. Uses 3 AA batteries, not provided	—	ICP0531
LMD mating cable(s) with crimp connector to flying lead end	3.3 (1.0)	PD02-0531-FL1
PLC mating cable with crimp connector to flying lead end	3.3 (1.0)	PD04-0531-FL1
Replacement mating connector kit Kits are for IP20 products. They include one 2-pin power mate, and one set (2 pieces) 7-pin multifunction mates	—	CK-15

Lexium MDrive

LMD•A85 CANopen

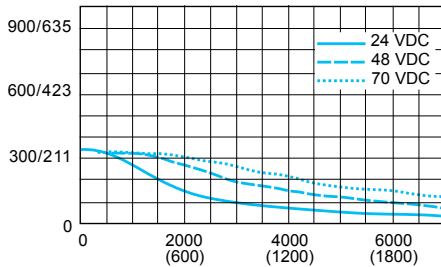
Motor performance

LMD•85 NEMA 34 motor specifications	Motor	Stack length	Single	Double	Triple
			oz-in	336	480
Holding torque		N-cm	237	339	650
		oz-in	10.9	14.16	19.83
Detent torque		N-cm	7.7	10.0	14.0
		oz-in-sec ²	0.0127	0.0191	0.0382
Rotor inertia		kg-cm ²	0.90	1.35	2.70
		lbs	65	65	65
Radial load limit, center of shaft		kg	29.4	29.4	29.4
		lbs	20	20	20
Axial load limit @ 1500rpm (5000 full steps/sec)		kg	9	9	9
		lb	4.45	5.65	9.0
Weight (motor+driver)		kg	2.02	2.56	4.08

LMD•85 NEMA 34 speed torque (1)

Single stack length

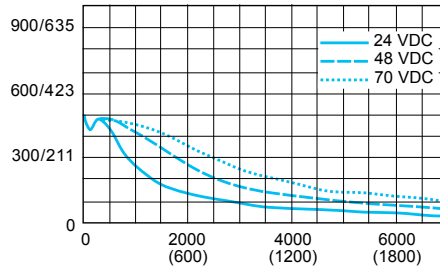
Torque in
Oz-In / N-cm



Speed of rotation in full steps per second (rpm)

Double stack length

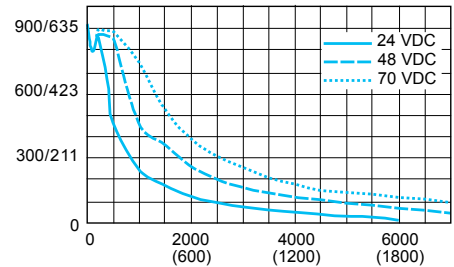
Torque in
Oz-In / N-cm



Speed of rotation in full steps per second (rpm)

Triple stack length

Torque in
Oz-In / N-cm



Speed of rotation in full steps per second (rpm)

(1) Test conditions: 100% current with damper simulating load.