

Lexium MDrive®

LMD•E42 Ethernet TCP/IP

Product overview

Robust Lexium MDrive® Ethernet TCP/IP products integrate 1.8° 2-phase stepper motors with control electronics including an Ethernet controller that supports user-selectable protocols: Profinet, EtherNet/IP, and ModbusTCP. An optional encoder delivers hMT closed loop performance.

hMT closed loop performance is available in products with either a multi-turn absolute encoder or incremental magnetic encoder. Closed loop performance maintains functional motor control to prevent loss of synchronization, offers variable current control, torque control, and use of the motor's full torque range without derating.

Multi-turn absolute encoders may benefit users by detecting and storing position information, even when powered down. This can eliminate homing routines and reduce setup time at system startup.

Lexium MDrive products are ODVA-compliant adapter class devices capable of explicit or implicit messaging. Compact motion control solutions that interface with many manufacturer's systems.

Application areas

Especially well suited for industrial applications, products include an IP65 rated version with circular M12 connectors.

Lexium MDrive products can reduce machine complexity, size and cost in many stepper and servo motor applications. Their high degree of integration can increase system reliability by reducing the number of individual components, eliminating multiple potential failure points.



LMD•E42 Lexium MDrive Ethernet TCP/IP products: integrated NEMA17 motor and controls, IP65 & IP20-rated

Features overview

General	NEMA17 1.8° 2-phase stepper motor integrated with robust control electronics, including programmable motion controller Advanced current control for exceptional performance and smoothness
Input power	+12 to +48 VDC single supply
Communication protocols	EtherNet/IP Profinet ModbusTCP MCode/TCP
Encoder options	Multi-turn absolute or incremental magnetic
Motion	20 microstep resolutions up to 51,200 steps per rev including: Degrees, Metric, Arc Minutes 336 user program labels / 11,120 bytes flash memory 0 to 2.56 MHz step clock rate selectable in 0.59 Hz increments
I/O, sourcing or sinking	+5 to +24 VDC signal inputs 12-bit analog input (1) 5.5mA high-speed signal output
Protection	0...84°C temperature warning, user selectable IP20, IP65 ratings
Warranty	4 year, conditional

(1) Not available on products with multi-turn absolute encoder.

Lexium MDrive

LMD•E42 Ethernet TCP/IP

Specifications

Communication	Type	Ethernet TCP/IP		
	Protocols	Profinet		
		EtherNet/IP (ODVA compliant)		
		Modbus TCP		
		MCode/TCP on configuration port		
Baud rate	100 Mbps			
Configuration port	503			
Input power	Voltage	VDC	+12 ...+48	
	Current maximum (1)	Amp	2.0	
Motor	Frame size	NEMA	17	
		inches	1.7	
		mm	42	
	Performance levels	standard torque		
	Holding torque	oz-in	44...88	
N-cm		31 ... 62		
Length	stack sizes	1, 2 & 3		
Thermal	Operating temp non-condensing	Heat sink maximum	85°C	
		Motor maximum	100°C	
Protection	Type	Temp warning	0...84°C, user selectable	
		IP rating	IP20, IP65	
		Earth grounding	via product chassis ground lug	
I/O sourcing or sinking	One analog input (2)	Resolution	12 bit	
		Voltage range	0 ... +5 VDC, 0 ... +10 VDC, 0 ... 20 mA, 4 ... 20 mA	
	Three signal inputs	Voltage range	+5 ... +24 VDC, TTL level compatible	
		Protection	over temp, short circuit, transient, over voltage, inductive clamp	
	One high-speed signal output	Current open collector/emitter	5.5 mA	
		Voltage open collector	+60 VDC	
		Voltage open emitter	+7 VDC	
Aux. logic input	Voltage range (2)	+12 ... +24 VDC		
Encoder options	Multi-turn absolute	Position update / retention	30 days on internal power; 5 years with optional battery pack	
	Incremental magnetic	Line count	1000 lines / 4000 edges per rev	
Motion	Microstep resolution	Number of settings	20	
		Steps per revolution	200, 400, 800, 1000, 1600, 2000, 3200, 5000, 6400, 10000, 12800, 20000, 25000, 25600, 40000, 50000, 51200, 36000 (0.01 deg/μstep), 21600 (1 arc minute/μstep), 25400 (0.001mm/μstep)	
	Counters	Type	position, encoder / 32 bit	
		Edge rate maximum	5 MHz	
	Velocity	Range	+/- 2,560,000	
		Resolution	0.5961 steps per second	
	Accel/Decel	Range	1.5 x 10 ⁹ steps per second ²	
		Resolution	90.9 steps per second ²	
	Software (3)	Profinet	Output slot 1	128 bytes, 38 registers
			Input slot 2	128 bytes, 34 registers
Register mapping			variable, user defined	
EtherNet/IP		Device class	adapter	
		Message types	explicit or implicit	
		Objects	identity, assembly, TCP, Ethernet link, manufacturer specific	
Modbus TCP		Device ID	43/14d (0x2B/0x0E)	
		Function codes	public and manufacturer specific	
MCode/TCP		Proprietary	programming over Ethernet	

(1) Actual power supply current will depend on voltage and load.

(2) Not available on products with multi-turn absolute encoder.

(3) When input voltage is removed, maintains power only to control and feedback circuits.

(4) Closed-loop models with encoder only.



See User Manual for complete details: motion.schneider-electric.com/manuals

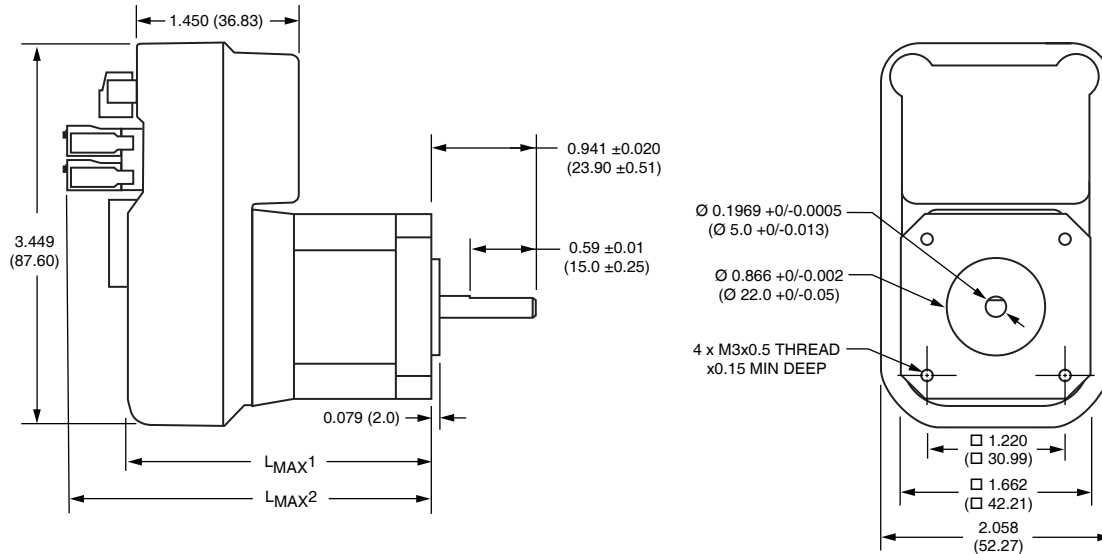
Lexium MDrive

LMD•E42 Ethernet TCP/IP

Dimensions

LMD•42 NEMA17 motor, IP20-rated

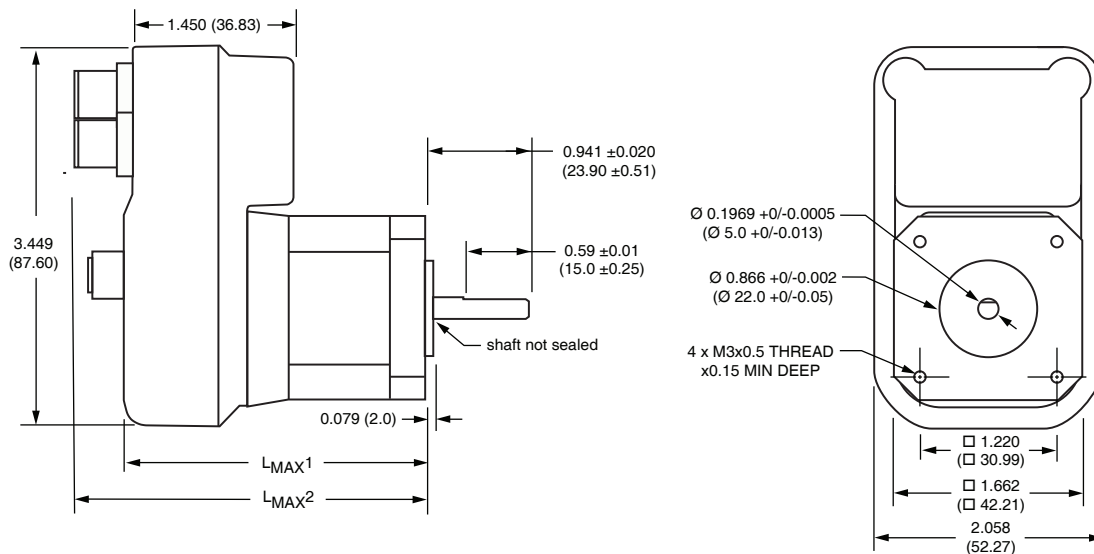
inches (mm)



Motor stack length	L _{max1}	L _{max2}
Single	2.48 (63.0)	3.22 (81.8)
Double	2.71 (69.0)	3.46 (88.0)
Triple	3.04 (77.3)	3.78 (96.0)

LMD•42•C NEMA17 motor, IP65-rated

inches (mm)




Motor stack length	L _{max1}	L _{max2}
Single	2.78 (70.7)	3.39 (86.0)
Double	2.98 (75.7)	3.58 (91.0)
Triple	3.33 (84.7)	3.94 (100.0)

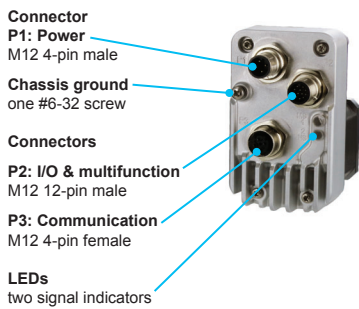
Lexium MDrive

LMD•E42 Ethernet TCP/IP

IP20-rated products



IP65-rated products



Part numbers

example part number	L	M	D	C	E	4	2	1	C
Product LMD = Lexium MDrive with standard hybrid stepper motor	L	M	D	C	E	4	2	1	C
Control type C = Closed loop / with hMT and incremental magnetic encoder (1) A = Closed loop / with hMT and multi-turn absolute encoder (1) O = Open loop / no hMT or encoder	L	M	D	C	E	4	2	1	C
Communication type E = EtherNet/IP, ModbusTCP, Profinet, MCode/TCP	L	M	D	C	E	4	2	1	C
Flange size 42 = NEMA 17 1.7" / 42mm	L	M	D	C	E	4	2	1	C
Motor length 1 = single stack 2 = double stack 3 = triple stack	L	M	D	C	E	4	2	1	C
Variation — omit from part number if unwanted C = M12 circular connectors and IP65 rating	L	M	D	C	E	4	2	1	C

(1) Closed loop control delivers encoder feedback and hMT enhanced motor performance.

Accessories

description	length feet (m)	part number
IP65 cordsets		
Shielded cables pre-wired with straight M12 mating connectors		
Communication cordset mates to 4-pin female connector	6.5 (2.0)	MD-CS640-000
Power cordset mates to 4-pin male connector	10.0 (3.0)	MD-CS620-000
I/O cordset mates to 12-pin male connector	10.0 (3.0)	MD-CS610-000
Back-up battery pack for Absolute Encoder models		
Extend stored position data up to 5-years for 1 to 6 LMDs with absolute encoder		
Battery pack, DIN-rail mount. Uses 3 AA batteries, not provided	—	ICP0531
LMD mating cable(s) with crimp connector to flying lead end	3.3 (1.0)	PD02-0531-FL1
PLC mating cable with crimp connector to flying lead end	3.3 (1.0)	PD04-0531-FL1
Replacement mating connector kit		
Kits are for IP20 products. They include one 2-pin power mate, and one set (2 pieces) 7-pin multifunction mates		
	—	CK-15

Lexium MDrive

LMD•E42 Ethernet TCP/IP

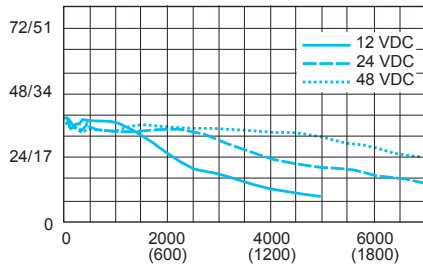
Motor performance

LMD•42 NEMA 17 motor specifications	Motor	Stack length	Single	Double	Triple
	Holding torque	oz-in		44	58
N-cm			31	41	62
Detent torque	oz-in		1.7	2.1	3.5
	N-cm		1.2	1.5	2.5
Rotor inertia	oz-in-sec ²		0.0005	0.0008	0.0012
	kg-cm ²		0.038	0.057	0.082
Radial load limit, center of shaft	lbs		8.5	8.5	8.5
	kg		3.8	3.8	3.8
Axial load limit @ 1500rpm (5000 full steps/sec)	lbs		10	10	10
	kg		4.5	4.5	4.5
Weight (motor+driver)	oz		13.6	16.0	18.4
	g		385	454	522

LMD•42 NEMA 17 speed torque (1)

Single stack length

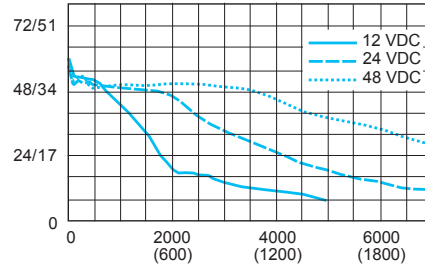
Torque in
Oz-In / N-cm



Speed of rotation in full steps per second (rpm)

Double stack length

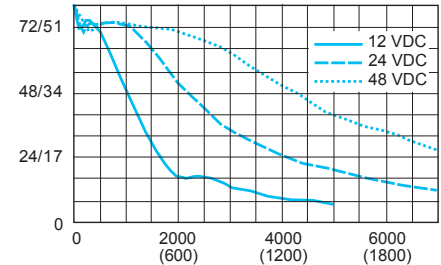
Torque in
Oz-In / N-cm



Speed of rotation in full steps per second (rpm)

Triple stack length

Torque in
Oz-In / N-cm



Speed of rotation in full steps per second (rpm)

(1) Test conditions: 100% current with damper simulating load.